

15.6 Industrial Panel PC



Feature

1. Front IP65, waterproof and dustproof
2. 15.6, LED-backlight
3. Intel dual-core/quad-core
4. Intel HD Graphics

Display	15.6", LED-backlight FHD:1920(H)*1080(V) Aspect Ratio: 16:9
Multi Touch	10 point capacitive touch
Motherboard	Standard Thin Mini ITX motherboard
CPU	Intel dual-core/quad-core Options: core i3/i5/i7
Chipset	Intel NM10 high speed chipset
Graphics	Intel® HD Graphics
Audio	Realtek ALG6626 sound track audio frequency
Internet	1*RTL811E Giga network card
RAM	2G/4G/8G DDR3 (Options)
HDD	32G/64G/128G/256G/512G/1TB SSD 500G/1TB HDD (Options)
I/O	Standard: 1*12V DC_JACK input, 1*VGA, 1*HDMI, 1*Audio input& output 4*USB(Upgradable) 1*RJ45(Upgradable) 1*RS232(Upgradable) Optional I/O: RS485, LPT, Phoenix terminal(Replace DC) Optional peripherals: Camera, SPK, Sensor, NFC, RFID, fingerprint recognition module

Expansion Card Slot	2*MPcie slot for SSD/WIFI/3G&4G module
Installation Method	VESA Mount/Embedded/Vertical Stand
Color	Black
Material	Alluminum Alloy+High Grade Cold Rolled Steel
Power Input	AC 110-240V,50-/60Hz
Operating Temperature	-10°C---60 C°
Storage Temperature	-30°C---60 C°
Operating Humidity	10%---80%
Storage Humidity	10%---90%
Certificate	CE/FCC/RoHS/ISO
Dustproof waterproof level	Options: Front Screen IP65 Front Screen IP65+ Bottom Cover IP65

Optional Bottom Cover

*Standard Design(Front screen is dustproof & waterproof)




*Upgraded Design(Both front screen and bottom cover are dustproof & waterproof)




- ✓ Power can be phoneix connector as option.
- ✓ Power converter(step-down transformer) can be internal as option.
- ✓ I/O can be customzied.

Waterproof Test



*Full IP65 for both screen and rear cover is optional.

Application Area



POS Terminal in Restaurant



Digital Signage in Hospital

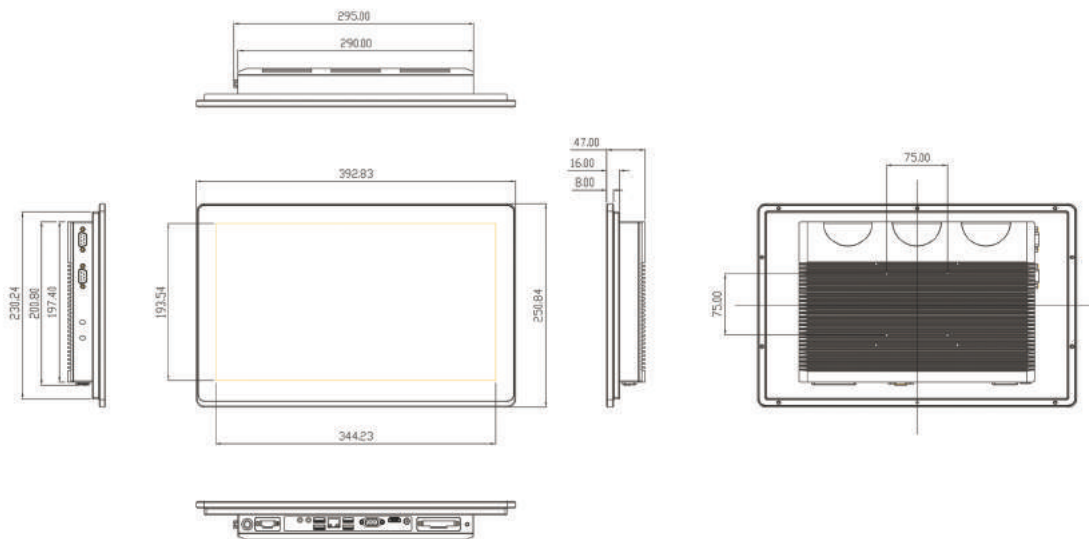


Industrial automation
in container wharf



Embedded computer
in the factory

Machine Structure



Installations

(Please inform us the installation method you need before order)



Embedded installation steps



Installation case



Embedded installation effect



Embedded Buckle(Standard)



VESA(Extra Cost)



Wall Mount Kit(Optional)



Desktop Kit(Customizable)



Folding Kit(Optional)